



पंजाब नैशनल बैंक



punjab national bank



Share Department, Board & Coordination Division, HO Plot No.4, Sector 10, Dwarka, New Delhi-110075, Tel No: 011-28044857, E-mail: hosd@pnb.co.in

REF: HO/BD/SD/2020-21

Date: 22.06.2020

Scrip Code : PNB The Asstt. Vice President National Stock Exchange of India Limited "Exchange Plaza", Bandra – Kurla Complex, Bandra (E), <u>Mumbai – 400 051</u>	Scrip Code : 532461 The Dy. General Manager Bombay Stock Exchange Limited 1 st Floor, Phiroze Jeejeebhoy Towers Dalal Street, <u>Mumbai – 400 001</u>
--	---

Dear Sir (s),

Reg.: Newspaper publication of Audited Financial Results for the quarter/ year ended 31st March, 2020

Pursuant to Regulation 47 of SEBI (Listing Obligations & Disclosure Requirements) Regulations, 2015, please find enclosed copies of the Newspaper Advertisements regarding Audited Financial Results (Standalone & Consolidated) for the quarter/ year ended on 31st March, 2020 published in Financial Express (English version) and Jansatta (Hindi version) on 21.06.2020.

This is for your information and record please.

Thanking you,



Yours faithfully,

(Ekta Pasricha)
Company Secretary




Encl: as above.

Financial Express - 21.06.2020

WHEN OUR CUSTOMERS PROGRESS, WE PROGRESS.



- ↑ Domestic Deposits
- ↑ Retail Credit
- ↑ Domestic CASA Share
- ↓ Net NPA ratio

**AUDITED FINANCIAL RESULTS FOR THE QUARTER/YEAR ENDED 31ST MARCH 2020
(STANDALONE & CONSOLIDATED)**

(₹ In Crores)

Particulars	Standalone		Consolidated		
	Quarter Ended 31.03.2020 (Audited)	Year Ended 31.03.2020 (Audited)	Quarter Ended 31.03.2019 (Audited)	Year Ended 31.03.2020 (Audited)	Year Ended 31.03.2019 (Audited)
Total Income from operations (Net)	16,388.32	63,074.16	14,725.13	64,306.13	59,514.52
Net Profit/(Loss) from ordinary activities after tax	-697.20	336.20	-4,749.64	438.45	-9,570.11
Net Profit/(Loss) for the period after tax (after extraordinary items)	-697.20	336.20	-4,749.64	438.45	-9,570.11
Equity Share Capital	1,347.51	1,347.51	920.81	1,347.51	920.81
Reserves (excluding revaluation reserves as per Balance Sheet of previous year)		56,251.28		41,581.33	37,281.36
Earnings per Share (before extraordinary items) (of ₹ 2 each)					
Basic	-1.03	0.62	-12.38	0.80	-29.68
Diluted	-1.03	0.62	-12.38	0.80	-29.68
Earnings per Share (after extraordinary items) (of ₹ 2 each)					
Basic	-1.03	0.62	-12.38	0.80	-29.68
Diluted	-1.03	0.62	-12.38	0.80	-29.68

Note: The above is an extract of the detailed format of Quarterly/Annual Financial Results filed with the Stock Exchanges under Regulation 33 of the SEBI (Listing and Other Disclosure Requirements) Regulations, 2015. The full format of the Quarterly/Annual Financial Results are available on the Stock Exchange websites (www.nseindia.com and www.bseindia.com) and on the Bank's website (www.pnbIndia.in).

Place : New Delhi
Date : 19.06.2020
Shri A.K. Azad
Executive Director
Shri Vijay Duba
Executive Director
Shri Sanjay Kumar
Executive Director
Dr. R.K. Yaduvanshi
Executive Director
Shri CH. S.S. Mallikarjuna Rao
MD & CEO

Head Office: Plot No. 4, Sector 10, Dwarka, New Delhi-110075 | www.pnbIndia.in



